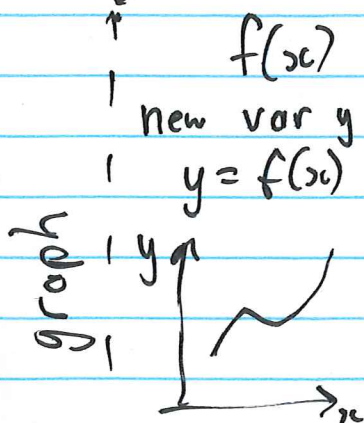
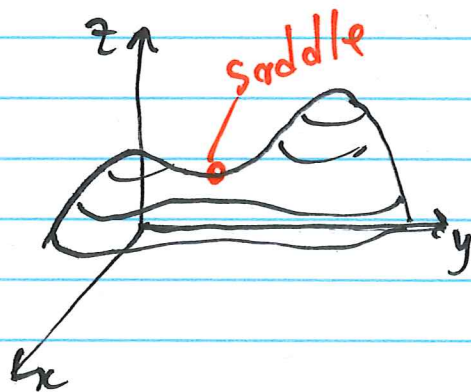


Review Plotting



$f(x, y)$
new var $z = f(x, y)$



$f(x, y, z)$
new var $w = f(x, y, z)$

4D ← how to graph?

?

x, y, z : 3D space
 w : density, temperature, concentration

Contouring

pts on a line with $f(x) = k$



$f(x, y) = k$
Curves of constant height k

level curves

level surfaces
 $f(x, y, z) = k$

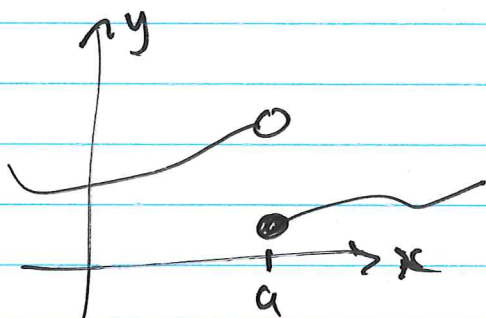
§ 12.2 Limits and Continuity

Calculus ^{oh no!} needs limits! Technically we need ϵ - δ proofs, but intuitive understanding is important!

↳ yes!

Single variable graph $y = f(x)$ "cts"

Ex 1



f is not continuous at $x=a$ b/c

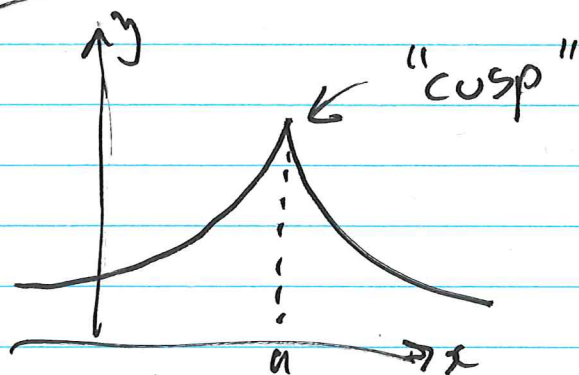
$$\lim_{x \rightarrow a^-} f(x) \neq$$

$$\lim_{x \rightarrow a^+} f(x)$$

So we say $\lim_{x \rightarrow a} f(x)$

does not exist (DNE)

Ex 2



f is cts

but $f'(a)$ DNE


(again left-hand $\lim \neq$ right-hand \lim)

"Lipschitz cts"

↳ roughly bounded left/right limits of derivative.

Ex 3 $\lim_{x \rightarrow \infty} \sin x$ DNE

Similarly $\lim_{x \rightarrow 0} \sin \frac{1}{x}$ DNE



Multivariable: $f(x, y)$

$$\lim_{(x, y) \rightarrow (a, b)} f(x, y)$$

New idea: many paths to (a, b) , all must give the same limit.

Example $f(x, y) = \frac{xy}{x^2 + y^2}$

What is the limit $\lim_{(x, y) \rightarrow (0, 0)} f(x, y)$?

Let's start with straight lines $y = mx$, $m \in \mathbb{R}$. \Rightarrow no limit problem

$$\begin{aligned} \lim_{x \rightarrow 0} f(x, mx) &= \lim_{x \rightarrow 0} \frac{mx^2}{x^2 + m^2x^2} = \lim_{x \rightarrow 0} \frac{mx^2}{(1+m^2)x^2} \\ &= \frac{m}{1+m^2} \end{aligned}$$

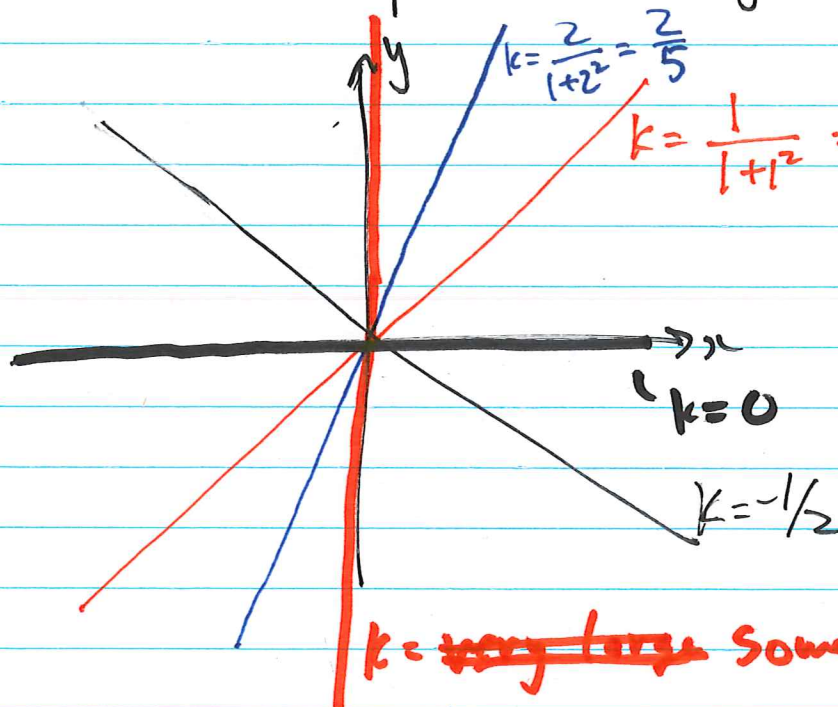
We have different values for the limit along different lines

\Rightarrow limit D.N.E.

Ex

Contour plot

$$f(x,y) = \frac{xy}{x^2+y^2}$$



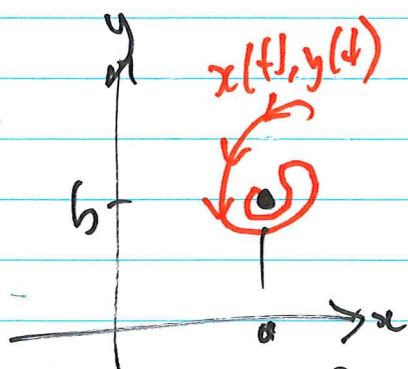
Careful, getting this contour plot is nontrivial! You have to study the previous lim calculation very carefully!

~~k = very large~~ some small #

Def'n

The limit $\lim_{(x,y) \rightarrow (a,b)} f(x,y)$ exists

and is equal to L if, for all continuous paths $x=x(t)$, $y=y(t)$ with $x(\tau) = a$ and $y(\tau) = b$, we have

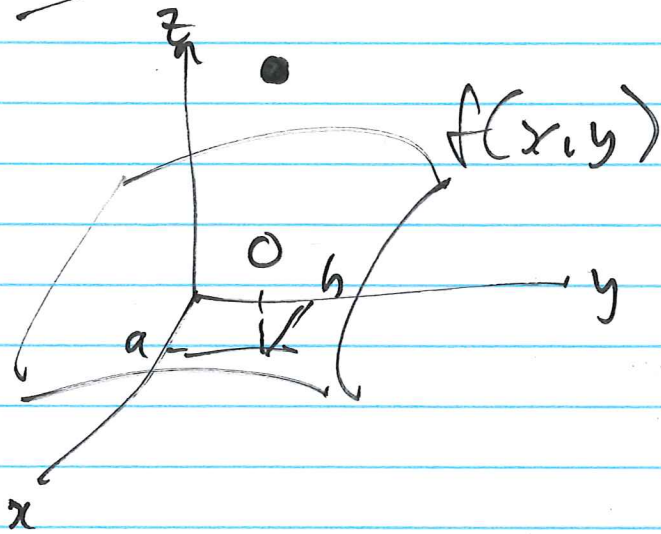


$$\lim_{t \rightarrow \tau} f(x(t), y(t)) = L \quad (\text{and exists})$$

Def'n: $f(x,y)$ is continuous at (a,b)

$$\lim_{(x,y) \rightarrow (a,b)} f(x,y) = L = f(a,b)$$

Ex



Here limit
exists but
 $L \neq f(a, b)$

Note: checking path $y = mx$
can be used to ~~be~~ show
 $f(x, y)$ not cts.

But harder to show $f(x, y)$ is
cts!!
 \uparrow
 $\epsilon - \delta$ (not examined)