

Survey Results  
& Analysis  
for  
MATH 102 Labs Survey 2

Tuesday, December 08, 2009  
Powered by Vovici EFM  
[www.vovici.com](http://www.vovici.com)

## Executive Summary

This report contains a detailed statistical analysis of the results to the survey titled *MATH 102 Labs Survey 2*. The results analysis includes answers from all respondents who took the survey in the 62 day period from Monday, October 05, 2009 to Saturday, December 05, 2009. 126 completed responses were received to the survey during this time.

# Survey Results & Analysis

Survey: MATH 102 Labs Survey 2

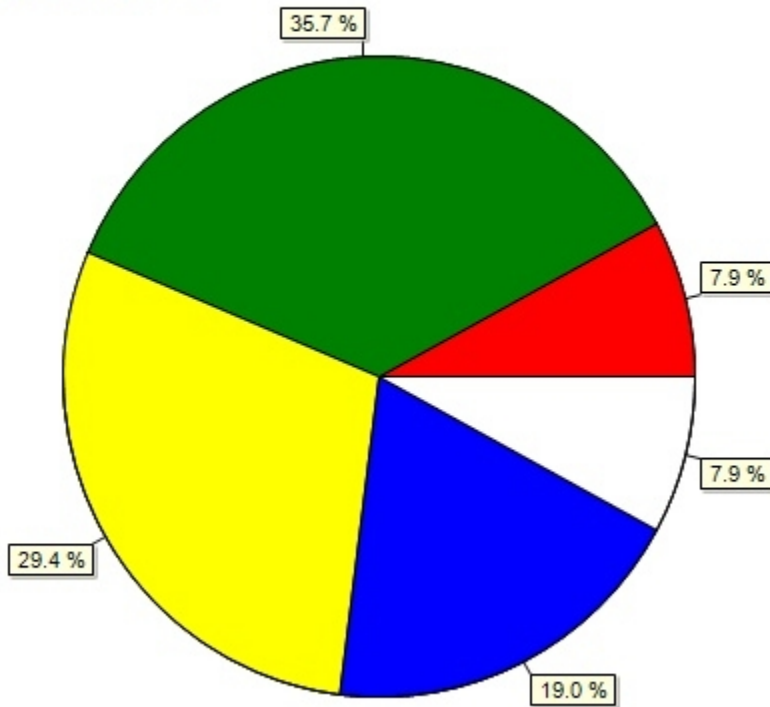
Author:

Filter:

Responses Received: 126

1) The instructions of the lab were clear and easy to follow.

Mean = 2.83  
Median = 3.00  
Standard Deviation = 1.08

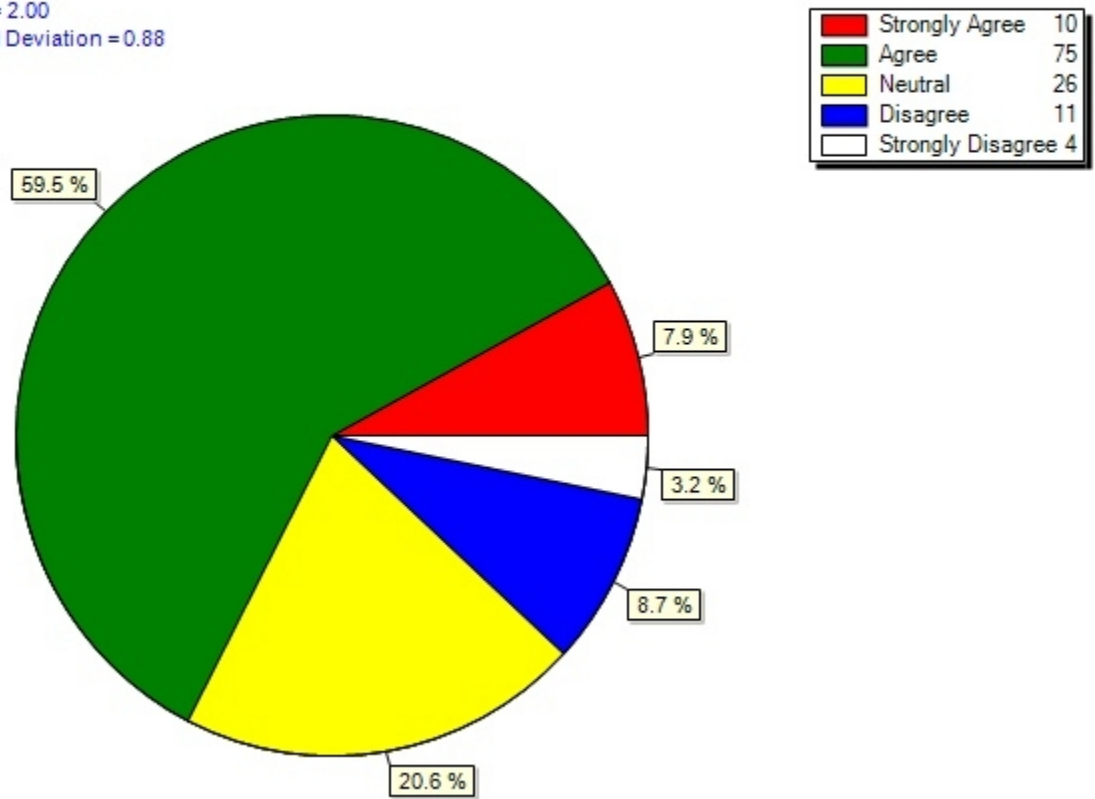


Strongly Agree	10
Agree	45
Neutral	37
Disagree	24
Strongly Disagree	10



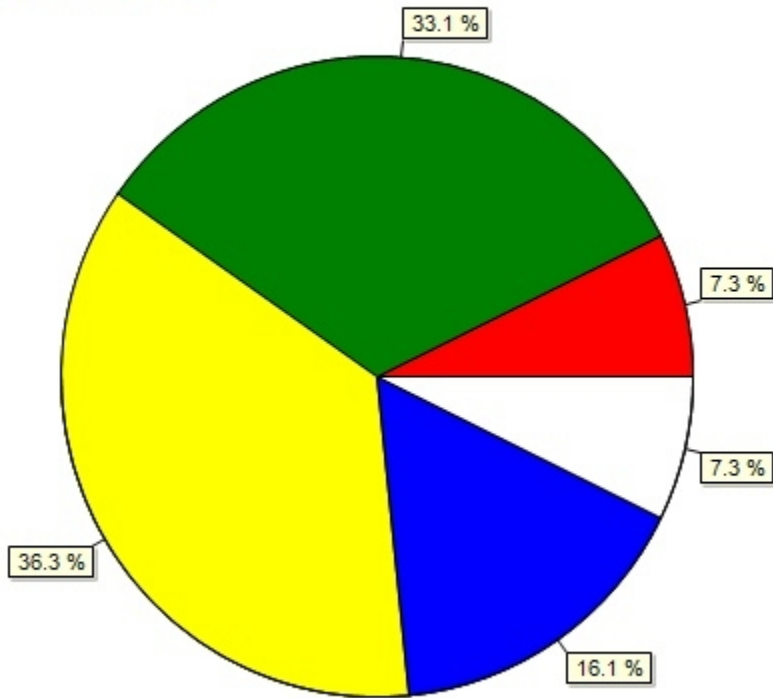
2) The learning goals of the lab were clear.

Mean = 2.40  
Median = 2.00  
Standard Deviation = 0.88



3) I found the lab useful in learning the material of the course.

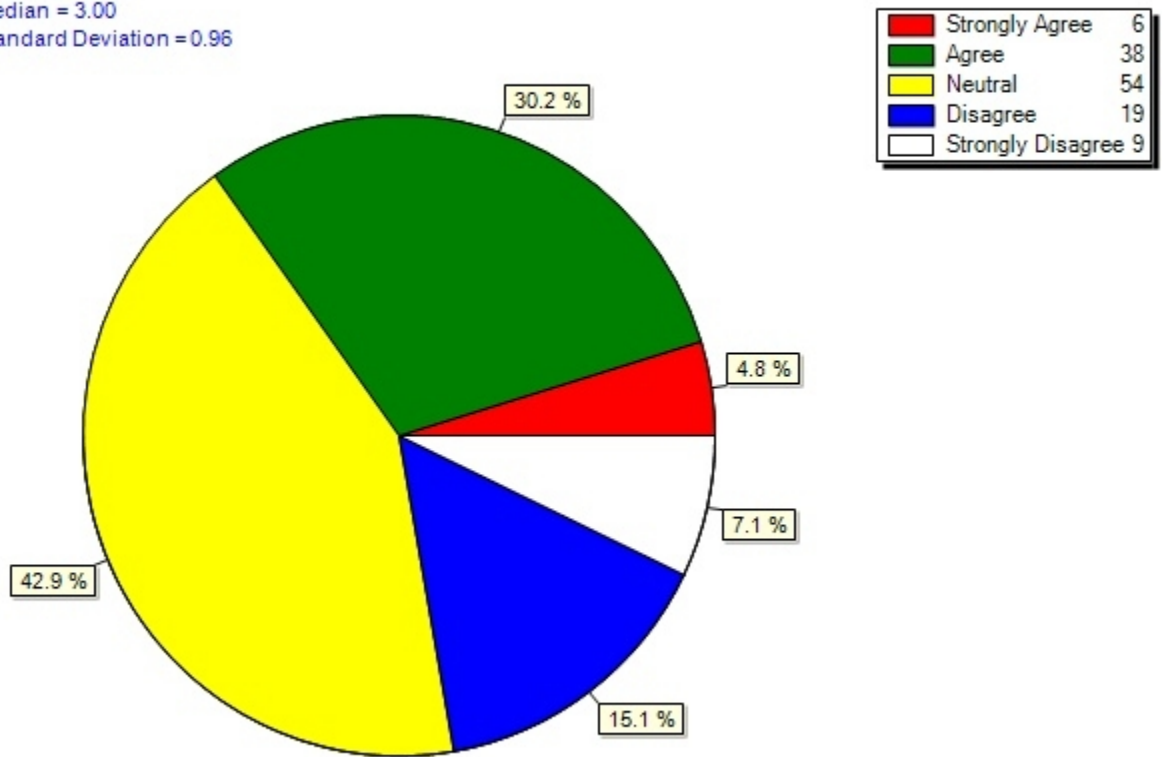
Mean = 2.83  
Median = 3.00  
Standard Deviation = 1.03



Strongly Agree	9
Agree	41
Neutral	45
Disagree	20
Strongly Disagree	9

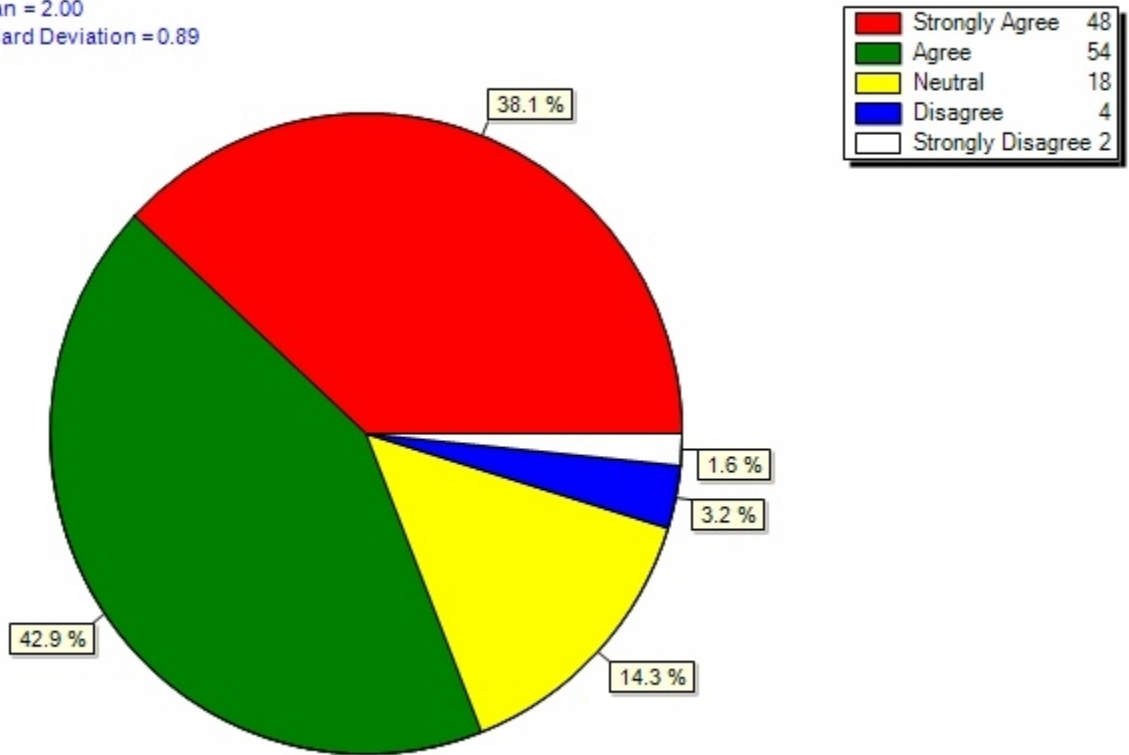
4) The lab was interesting.

Mean = 2.90  
Median = 3.00  
Standard Deviation = 0.96



5) My main motivation for completing the lab was earning marks toward my final grade.

Mean = 1.87  
Median = 2.00  
Standard Deviation = 0.89





6) Please suggest ways to improve the lab.

<b>Please suggest ways to improve the lab.</b>
Improve the lab by having more understandable instructions.
More detailed online instructions will be useful in case student is unable to attend lab sessions.
Provide more instructions
I was not informed that the hand-in graph was suppose to be the curved line.
Make it apply to real life situations
it was hard to obtain the same graph in the example because the example did not clearly describe the new processes
Can't think of any for now.
I have no idea, because I personally found this lab a bit... strange. Learning how to derive functions without using derivative rules that we learned in class felt like a waste of time.
The instruction was a bit unclear, but TAs helped alot. Thank you!
The instructions are very cryptic.
Explain more clearly exactly what to enter into the spreadsheet, don't expect students to intrinsically know how to use the program they've never seen before
The instructions could provide hints for solving for the graphs of the derivatives.
An example of how to approach the problem would be nice; maybe some hints.
The instructions did not help me at all. It just made me more confused.
It would be helpful if the instructions were a bit clearer.
Although I read the lab over many times, I was still unsure of what to do. For example, i didnt even know how to find the tangent approximation
The range should be stated as well, because I cut off the bottom of the graph because i only plotted for positive y values, but I'm not too sure as to how many marks will be deducted or if its even wrong.
Lab was good, can't think of a way to improve, maybe the sample at the beginning could have a little more detail so if one gets confused they can look back at it
Have a brief insert at the beginning of the lab outlining the learning outcomes and relevance of the lab material.
More detailed instruction
Please try to make the labs relevant to our current knowledge of math (Lab # 3

was a good lab since it was much more understandable and something I could relate to- it was nice to see that the derivative of a slope really is an infinitly small rise over an infinitly small run). Lab # 2, on the other hand, was not as easy to comprehend, perhaps because of the seeming complexity of the equation.
It was relatively understandable.
none
N/A
For Set #5, the lab instructed that we could use "cos(x)" as one of the commands. HOWEVER, our original equation had "sin(x)". Lab instructions/hints should either be made unique for each set, or have commands that can be used for all of the sets.
I really like Lab 3 so nothing this time around.
make the instructions a bit clearer
The TAs are really helpful in teaching and explaining the lab. Keep up the excellent work!
To clearly state the purpose of each lab; how they pertain to what we are learning in lectures and the math course overall
I thought the instructions were clear for lab 3, but the instructions for lab 2 were very vague (especially for learning how to create the line of best fit).
have more clear instructions
I think we need motivation to come to the lab and discuss the problems together. Therefore, I think that we should set up rules to come to the lab periodically for participation as well as involvement.
make it harder
State the fact that it needs to be a smooth curve more clearly. I think a lot of people lost marks because they didn't use enough points.
Maybe have clearer instructions to avoid confusion
Clearer instructions would be really helpful.
I often find the instructions to be incomplete--there's usually a technical detail that I get stuck on. I would like there to be better instructions for the program.
The TA told us that we did not have to use the cos or exp to draw the graph in the 2nd part of the lab. It would be better if this was told in the lab instructions.
Please explain more about how to find the derivative by giving hints on the instruction sheet. This way more students will understand how to complete the lab.
I think that the instruction should be more clear
Clearer instrutions, maybe an introduction at the beginning of the lab about what the purpose of the lab is.
none

Make instructions that are easy to follow, instead of having us guess what we are supposed to do.
I think this is the best lab so far.
Please make the instructions more clear.
Better explanations.
Straightforward lab. Possibly clearing up that the graphs needed where $F'$ and $F''$ , one of my friends thought only the tangent line at a certain point was needed.
The instructions for how to use maths sheet to draw a tangent line were unclear
I am satisfied with the lab the way it is
Tell us the increment we should use for the lines in the graphs.
provide hints for equations
I find the program difficult to use, perhaps because I am not a computer person, but I could probably complete the lab in half the time if I could use pencil, paper, and a graphing calculator instead of the program. This is, unfortunately, how I feel.
Make the instructions more clear.
More instructions for using the maths sheet for this particular lab.
This lab seemed to be linked more closely to earlier works. More current learning goals would be nice.
If the instructions were more clear it would definitely be a much more enjoyable experience.
... the procedure provided is way too brief.. or I have to work harder to be compatible with this class.
Sometimes it is hard to determine where to begin a lab, especially if you haven't attended the lab class. Some detailed hints/examples would be helpful.
explain the questions/labs better in the actual lab class.
please indicate that a curve is needed as opposed to just having "6 data points"
Make it easier.
this one i liked more than the others
Defining explicitly everything that needs to be labeled would be useful.
Make the lab more relevant to the course material.

Generated: 12/8/2009 3:50:03 PM