

Math 100C – SOLUTIONS TO WORKSHEET 7
OPTIMIZATION

1. OPTIMIZATION OF FUNCTIONS

(1) Let $f(x) = x^4 - 4x^2 + 4$.

(a) Find the absolute minimum and maximum of f on the interval $[-5, 5]$.

Solution: $f'(x) = 4x^3 - 8x$ is defined everywhere and vanishes at $0, \pm\sqrt{2}$. We have $f(\pm 5) = 625 - 100 + 4 = 529$, $f(\pm\sqrt{2}) = 4 - 8 + 4 = 0$ and $f(0) = 4$. The global maximum is therefore 529, attained at ± 5 and the global minimum is 0, attained at $\pm\sqrt{2}$.

Takeaway: straightforward application of the calculus: the global maximum/minimum must either be at the end of the interval, or at the interior, and if in the interior must be at a critical or singular point.

(b) Find the absolute minimum and maximum of f on the interval $[-1, 1]$.

Solution: Now the only critical point is 0 (note that $\sqrt{2} > 1$). We have $f(\pm 1) = 1 - 4 + 4 = 1$ and $f(0) = 4$. The global maximum is now 4, attained at 0, while the global minimum is 1, attained at ± 1 .

Takeaway: The interval matters. “Critical points”, “singular points” mean *points in the interval*.

(c) Find the absolute minimum and maximum of f (if they exist) on the interval $(-1, 1)$.

Solution: The function still has a *local* maximum at 0 where $f(0) = 4$ while $f'(x) < 0$ on $(0, 1)$ and $f'(x) > 0$ on $(-1, 0)$ so this is also the global maximum. There is no global minimum since $f(x) > 1 = f(\pm 1)$ for any x in the open interval (x can get *close* to ± 1 but it can't actually *equal* them).

Takeaway: If the interval is open (does not include the endpoints) then there need not be a global maximum/minimum and we need to analyze the function more carefully – usually by finding the intervals where it's increasing/decreasing.

(d) Find the absolute minimum and maximum of f (if they exist) on the real line.

Solution: Since as $x \rightarrow \pm\infty$ we have $f(x) \sim x^4 \rightarrow \infty$ there is no global maximum. It also follows that outside some closed interval $f(x)$ only takes large values, so to find the minimum it's enough to consider a big closed interval $[-L, L]$. The minimum won't be at the endpoints (the function is large there) but rather at a critical point. By part (a) we see that the global minimum is 0 attained at $\pm\sqrt{2}$.

Takeaway: On an open interval a continuous function can still tend to infinity. We can use that to not have to analyze it far enough away.

Solution: (Alternative) Since as $x \rightarrow \pm\infty$ we have $f(x) \sim x^4 \rightarrow \infty$ there is no global maximum. Next, For $x \geq 5$ we have $f'(x) = x(4x^2 - 8) \geq x(20 - 8) \geq 12x > 0$ and for $x \leq -5$ similarly $4x^2 - 8 \geq 12$ so $f(x) = x(4x^2 - 8) \leq 12x < 0$ (if $x \leq -5$ it's negative). Thus f is increasing if $x \geq 5$ and decreasing if $x \leq -5$. Thus it only take values smaller than $f(\pm 5) = 629$ inside the interval $[-5, 5]$ and the global minimum must be there.

Takeaway: We can make an explicit estimate on when f starts to be large (we use $|x| \geq 5$ here because in part (a) we analyzed what happens in $[-5, 5]$).

(2) Let $f(x) = |x|$. Find the absolute minimum and maximum of f on the interval $[-1, 3]$.

Solution: We have $f'(x) = \begin{cases} 1 & x > 0 \\ -1 & x < 0 \end{cases}$ so there are no critical points but there is a singular point at $x = 0$. We have $f(-1) = 1$, $f(0) = 0$, $f(3) = 3$ so the maximum of f on the interval is 3,

attained at $x = 3$, and the minimum is 0, attained at $x = 0$.

Takeaway: Need to consider singular points count too.

- (3) Find the global extrema (if any) of $f(x) = \frac{1}{x}$ on the intervals $(0, 5)$ and $[1, 4]$.

Solution: Since f is defined and strictly decreasing on these intervals, there are no extrema in the first case (and in fact $\lim_{x \rightarrow 0^+} \frac{1}{x} = \infty$) but in the second case for any $1 \leq x \leq 4$ we have $1 = f(1) \geq f(x) \geq f(4) = \frac{1}{4}$ so 1 is the global maximum and $\frac{1}{4}$ is the global minimum.

Takeaway: can sometimes solve problems without calculus at all.

2. OPTIMIZATION PROBLEMS

- (4) Owners of a car rental company have determined that if they charge customers d dollars per day to rent a car, the number of cars N they rent per day can be modelled by the function $N(d) = A - Bd$ where $A, B > 0$ are constants.

- (a) What is the range of d for which this model makes sense?

Solution: The price should be positive, and the number of cars rented should be positive too, so we need $0 \leq d \leq \frac{A}{B}$.

Takeaway: Can sometimes determine the “sensible” range of the problem from the expressions.

- (b) What price should they set to maximize their daily *revenue*?

Solution: The revenue for renting $N(d)$ cars at d dollars per day is $R(d) = N(d) \cdot d = (A - Bd)d = Ad - Bd^2$. This function is differentiable on $[0, \frac{A}{B}]$ where we have $R(0) = 0$ (if we don't charge rent we don't make money) and $R(\frac{A}{B}) = 0$ (if we rent no cars we don't make money). In between we have $R'(d) = A - 2Bd$ which vanishes at $d = \frac{A}{2B}$. Since f is positive in between the endpoints the maximum must be *somewhere* in the interval, and since there is only one critical point it must be the maximum, so the recommended number of cars is about $\frac{A}{2B}$. Alternative: evaluate $f(\frac{A}{2B}) = A \cdot \frac{A}{2B} - B \cdot \frac{A^2}{4B^2} = \frac{A^2}{4B} > 0$.

Takeaway: Can sometimes determine the “sensible” range of the problem from the expressions.

Solution: We have $R(d) = Ad - Bd^2 = \frac{A^2}{4B} - B(d - \frac{A}{2B})^2$ so $R(d) \leq \frac{A^2}{4B}$ for all d and we achieve equality when $d = \frac{A}{2B}$ exactly.

Takeaway: Can sometimes use algebra without any calculus.

- (5) A car factory can produce up to 120 units per week. Find the (whole number) quantity q of units which maximizes *profit* if the total revenue in dollars is $R(q) = (750 - 3q)q$, the total cost in dollars is $C(q) = 10,000 + 148q$ (observe the combination of *fixed* and *variable* costs).

Solution: The profits are the revenues minus the costs, so we need to maximize

$$\begin{aligned} P(q) &= R(q) - C(q) \\ &= 750q - 3q^2 - 148q - 10,000 \\ &= 602q - 3q^2 - 10,000. \end{aligned}$$

This function is differentiable on the closed interval $[0, 120]$ where $P'(q) = 602 - 6q$ achieving its maximum on $q_0 = \frac{602}{6} = 100\frac{1}{3}$. This is not an integer, so guess we need to round q_0 either right or left – but we need further analysis to decide which way. We look at the shape of the graph: $P'(q) > 0$ if $q < q_0$ and $P'(q) < 0$ if $q > q_0$ so the function is increasing on $[0, 100\frac{1}{3}]$ and decreasing on $[100\frac{1}{3}, 120]$. In particular the largest value on $[0, 100]$ is at 100 and the largest value on $[101, 120]$ is at 101. Using a calculator we find $P(100) = 22,200$ and $P(101) = 22,199$ so the best choice is to make 100 cars per week.

Takeaway: Can use the shape of the graph to round solutions (but watch out).

- (6) A ferry operator is trying to optimize profits. A ferry trip takes 1 hour and costs \$250 in fuel. The ferry can carry up to 100 cars, each paying \$50 for the trip. Worker salaries total \$500/hour. The workers can load $N(t) = 100\frac{t}{t+1}$ cars in t hours.

- (a) How much time should be devoted to loading to maximize profits *per trip*.

Solution: If we load cars for t hours, we have revenues (in dollars) of $R(t) = 50N(t) = 5,000\frac{t}{t+1}$ and costs $C(t) = 250 + 500(1+t) = 750 + 500t$ (the workers are paid for both loading the cars and for the trip; note the combination of fixed and variable costs). The profits are then

$$P(t) = R(t) - C(t) = 5000\frac{t}{t+1} - 500t - 750.$$

We note that $P(0) = -750$ (we lose money if we load no cars) and as $t \rightarrow \infty$ we have $P(t) \sim -500t \rightarrow -\infty$ (revenue is capped at 5000 – the loading time shows *diminishing returns*). Since $P(1) = 2500 - 500 - 750 > 0$ the maximum must be positive so somewhere in between, thus at a critical or singular point. We have $P(t) = 5000\frac{t}{t+1} - \frac{5000}{t+1} - 500t - 750 = 4250 - 5000\frac{1}{t+1} - 500t$ so $P'(t) = 5000\frac{1}{(1+t)^2} - 500$; this vanishes when $(1+t)^2 = 10$ so when $t_0 = \sqrt{10} - 1 \approx 2.16$

hours. We can also check that $P'(t) > 0$ if $t < t_0$ and $P'(t) < 0$ if $t > t_0$ so this really is a maximum.

Takeaway: If we are asked for the *time* there is no need to compute the precise profit at that time.

- (b) The ferry runs continuously. How much time should be devoted to loading to maximize profits *per hour*.

Solution: If we load cars for t hours, our profits per hour are

$$\begin{aligned} Q(t) &= \frac{P(t)}{t+1} = 5000 \frac{t}{(t+1)^2} - 500 \frac{t}{t+1} - \frac{750}{t+1} \\ &= \frac{5000t}{(t+1)^2} - \frac{250}{t+1} - 500 \\ &= \frac{4750t - 250}{(t+1)^2} - 500 \\ &= 250 \frac{19t - 1}{(t+1)^2} - 500 \end{aligned}$$

We note that $Q(0) = -750$ (we still lose money if we load no cars) and as $t \rightarrow \infty$ we have $Q(t) \sim \frac{-500t^2}{t^2} \rightarrow -500$ (if we load forever we just lose \$500 per hour paying the workers and make nothing on the trips). The maximum must therefore be somewhere in between, so at a critical or singular point. We have

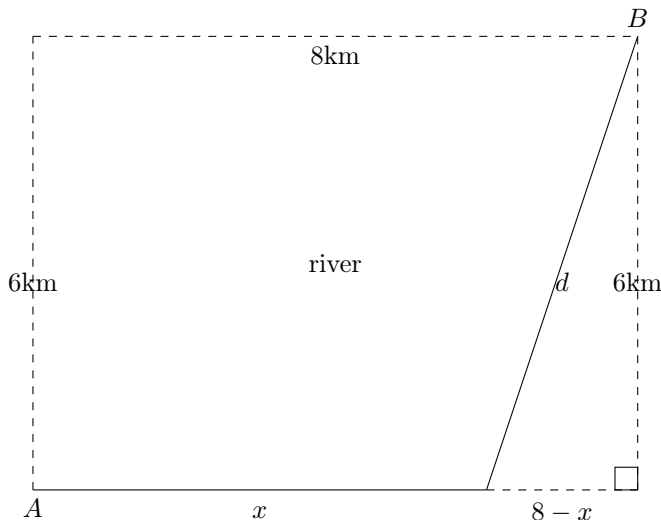
$$\begin{aligned} Q'(t) &= 250 \frac{19(t+1)^2 - (19t-1)2(t+1)}{(t+1)^4} \\ &= 250 \frac{19(t+1) - (38t-2)}{(t+1)^3} = 250 \frac{21-19t}{(t+1)^3}. \end{aligned}$$

This vanishes when $21 - 19t = 0$ so at $t_0 = \frac{21}{19} \approx 1.11$ hours; again we can verify that this is a maximum (e.g. by checking that $Q'(0) = 250 \cdot 9 > 0$ or by computing $Q(1) = 250 \cdot \frac{18}{4} - 500 = 250 \cdot 2\frac{1}{2} > 0$).

Takeaway: Changing the goal of the optimization can change the point of maximum: the time at which we maximize profits per hour is not the same as the time we maximize profits per trip.

- (7) (Final 2010) A river running east-west is 6km wide. City A is located on the shore of the river; city B is located 8km to the east on the opposite bank. It costs \$40/km to build a bridge across the river, \$20/km to build a road along it. What is the cheapest way to construct a path between the cities?

Solution: (0) Picture



- (1) Build a road of length x from A along the bank, then build a bridge of length d toward B .
- (2) By Pythagoras, $d = \sqrt{6^2 + (8 - x)^2}$.
- (3) The total cost is

$$C(x) = 20x + 40\sqrt{6^2 + (8 - x)^2} = 20x + 40\sqrt{6^2 + (x - 8)^2}.$$

- (4) The function $C(x)$ is defined everywhere ($6^2 + (8 - x)^2 \geq 6^2 > 0$) and continuous there. We have

$$C'(x) = 20 + 40 \frac{2(x - 8)}{2\sqrt{6^2 + (x - 8)^2}}.$$

This exists everywhere (the denominator is everywhere positive by the same calculation). It's enough to consider $0 \leq x \leq 8$ (no point in starting the bridge west of A or east of B). Looking for critical points we solve $C'(x) = 0$ that is:

$$\begin{aligned} 20 + 40 \frac{x - 8}{\sqrt{36 + (x - 8)^2}} &= 0 \\ 20 &= 40 \frac{8 - x}{\sqrt{36 + (8 - x)^2}} \\ \sqrt{36 + (8 - x)^2} &= 2(8 - x) \\ 36 + (8 - x)^2 &= 4(8 - x)^2 \\ 36 &= 3(8 - x)^2 \\ (8 - x) &= \sqrt{\frac{36}{3}} = \sqrt{12} = 2\sqrt{3} \end{aligned}$$

(only the positive root since $0 \leq x \leq 8$ forces $8 - x \geq 0$) so

$$x = 8 - 2\sqrt{3}.$$

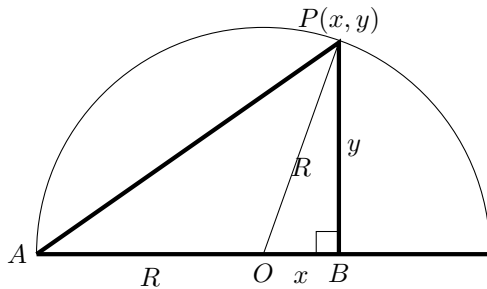
We then have $C(0) = 40\sqrt{6^2 + 8^2} = 40\sqrt{100} = 400$, $C(8) = 20 \cdot 8 + 40\sqrt{6^2} = 160 + 240 = 400$ and

$$\begin{aligned} C(8 - 2\sqrt{3}) &= 20(8 - 2\sqrt{3}) + 40\sqrt{6^2 + (2\sqrt{3})^2} = 160 - 40\sqrt{3} + 40\sqrt{36 + 12} \\ &= 160 - 40\sqrt{3} + 40\sqrt{48} = 160 - 40\sqrt{3} + 40\sqrt{16 \cdot 3} \\ &= 160 - 40\sqrt{3} + 40 \cdot 4\sqrt{3} = 160 + 120\sqrt{3}. \end{aligned}$$

Now $\sqrt{3} < \sqrt{4} = 2$ so $C(8 - 2\sqrt{3}) = 160 + 120\sqrt{3} < 160 + 120 \cdot 2 = 400 = C(0) = C(8)$ and we conclude that $C(8 - 2\sqrt{3})$ is the minimum.

- (5) The cheapest way to construct a bridge is construct a road of length $(8 - 2\sqrt{3})$ km along the bank from A toward B , and then bridge from the end of the road to B .
- (8) (Final 2012) The right-angled triangle $\triangle ABP$ has the vertex $A = (-1, 0)$, a vertex P on the semicircle $y = \sqrt{1 - x^2}$, and another vertex B on the x -axis with the right angle at B . What is the largest possible area of this triangle?

Solution: (0) Picture



- (1) Put the coordinate system where the centre of the circle is at $(0, 0)$ and the diameter is on the x -axis. Let B be at $(x, 0)$, P at (x, y) .
- (2) Since P is on the circle we have $y = \sqrt{1 - x^2}$. The area of the triangle is then $A = \frac{1}{2}(\text{base}) \times$

(height) = $\frac{1}{2}(1+x)\sqrt{1-x^2}$ since the base of the triangle has length $1+x$.

(4) The function $A(x)$ is continuous on $[-1, 1]$ so we can find its minimum by differentiation. By the product rule and chain rule,

$$\begin{aligned} A'(x) &= \frac{1}{2}\sqrt{1-x^2} + \frac{1}{2}(1+x)\frac{-2x}{2\sqrt{1-x^2}} \\ &= \frac{(\sqrt{1-x^2})^2}{2\sqrt{1-x^2}} - \frac{x(1+x)}{2\sqrt{1-x^2}} = \frac{1-x^2-x-x^2}{2\sqrt{1-x^2}} \\ &= \frac{1-x-2x^2}{2\sqrt{1-x^2}}. \end{aligned}$$

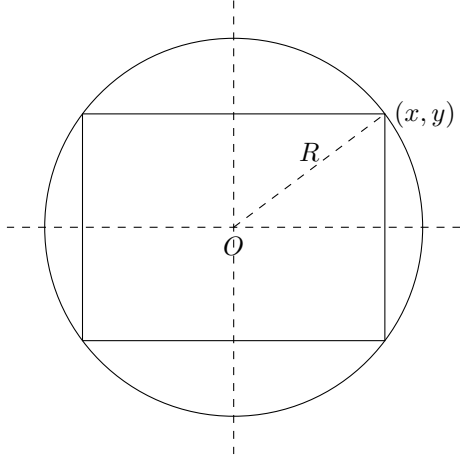
This is defined on $(-1, 1)$ and the critical points satisfy $2x^2 + x - 1 = 0$ so they are $x = \frac{-1 \pm \sqrt{1+8}}{4} = \frac{-1 \pm 3}{4} = -1, \frac{1}{2}$. The only critical point in the interior is then $x = \frac{1}{2}$. The area vanishes at the endpoints (the triangle becomes degenerate) and

$$A\left(\frac{1}{2}\right) = \frac{1}{2} \cdot \frac{3}{2} \cdot \sqrt{1 - \frac{1}{2^2}} = \frac{3\sqrt{3}}{8}.$$

It follows that the largest possible area is $\frac{3\sqrt{3}}{8}$.

- (9) (Final 2019) Among all rectangles inscribed in a given circle, which one has the largest perimeter? Prove your answer.

Solution: (0) Picture



(1) We rotate the rectangle so that it's aligned with the axes; suppose one corner is at (x, y) . Call the radius of the circle R and the perimeter of the rectangle P .

(2) We have $x^2 + y^2 = R^2$ so $y = \sqrt{R^2 - x^2}$.

(3) The total perimeter is

$$P(x) = 2x + 2y + 2x + 2y = 4(x + y) = 4(x + \sqrt{R^2 - x^2})$$

where $0 \leq x \leq R$.

(4) The function P is defined and continuous on $[0, R]$. We have

$$P'(x) = 4 \left(1 - \frac{2x}{2\sqrt{R^2 - x^2}} \right)$$

This exists everywhere except at the endpoint $x = R$ where the denominator vanishes. There are critical points where $C'(x) = 0$ that is where

$$\begin{aligned}4 \left(1 - \frac{x}{\sqrt{R^2 - x^2}} \right) &= 0 \\1 &= \frac{x}{\sqrt{R^2 - x^2}} \\ \sqrt{R^2 - x^2} &= x \\ R^2 - x^2 &= x^2 \\ 2x^2 &= R^2 \\ x &= \frac{1}{\sqrt{2}}R.\end{aligned}$$

We have $P(\frac{1}{\sqrt{2}}R) = 4 \left(\frac{1}{\sqrt{2}}R + \sqrt{R^2 - \frac{1}{2}R^2} \right) = 4 \left(\frac{2}{\sqrt{2}}R \right) = 4\sqrt{2}R$ while at the endpoints we have $P(0) = 4 \left(0 + \sqrt{R^2} \right) = 4R$ and $P(R) = 4 \left(R + \sqrt{0} \right) = 4R$. It follows that the largest perimeter occurs when $x = \frac{1}{\sqrt{2}}R$.

(5) This rectangle also has $y = \sqrt{R^2 - x^2} = \frac{1}{\sqrt{2}}R$ so the rectangle with the largest perimeter is the square.